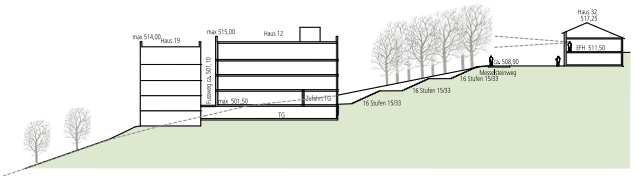


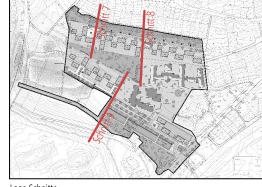
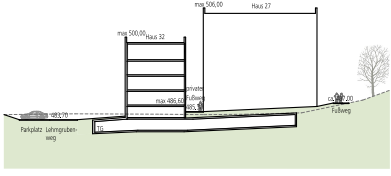
Lage Schnitte

Schnitt 1



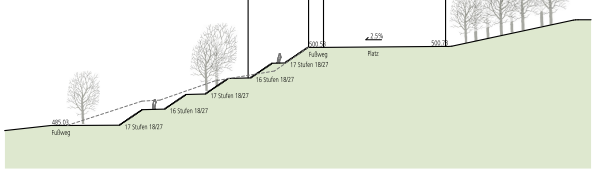
Lage Schnitte

Schnitt 4

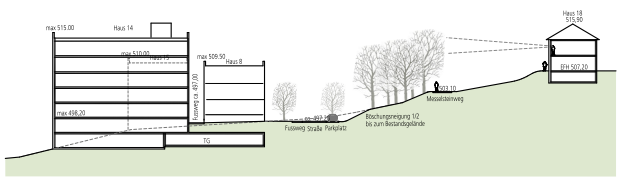


Lage Schnitte

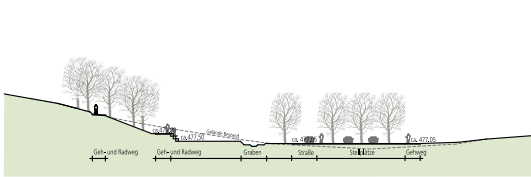
Schnitt 7



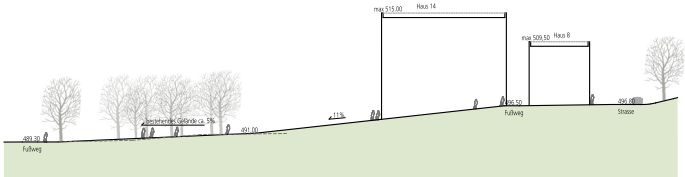
Schnitt 2



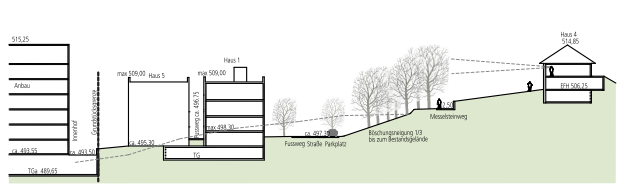
Schnitt 5



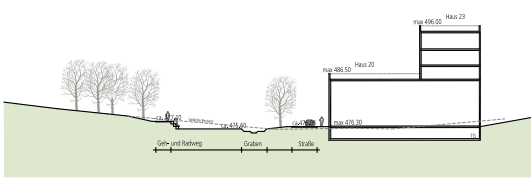
Schnitt 8



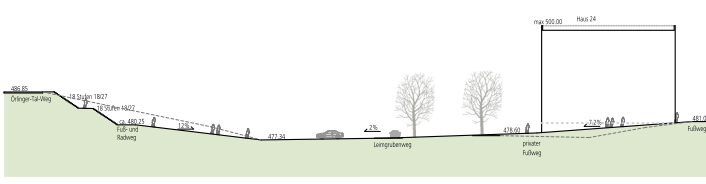
Schnitt 3



Schnitt 6



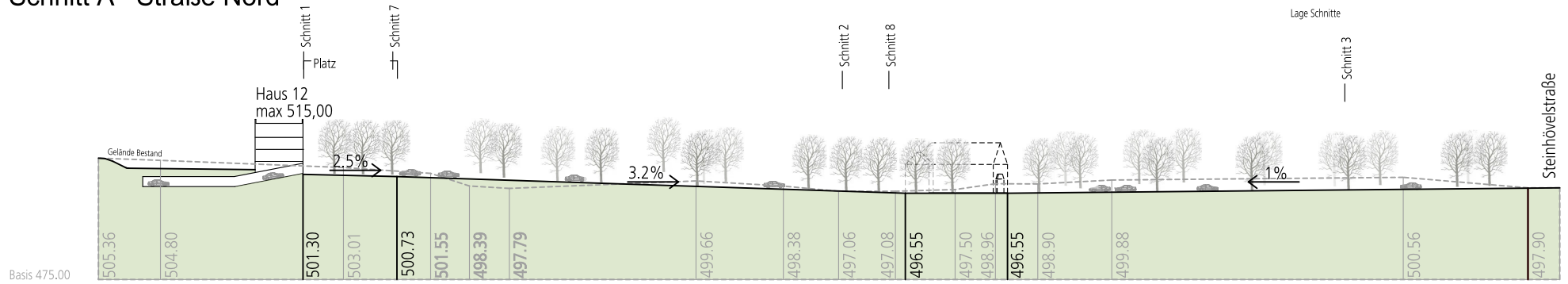
Schnitt 9



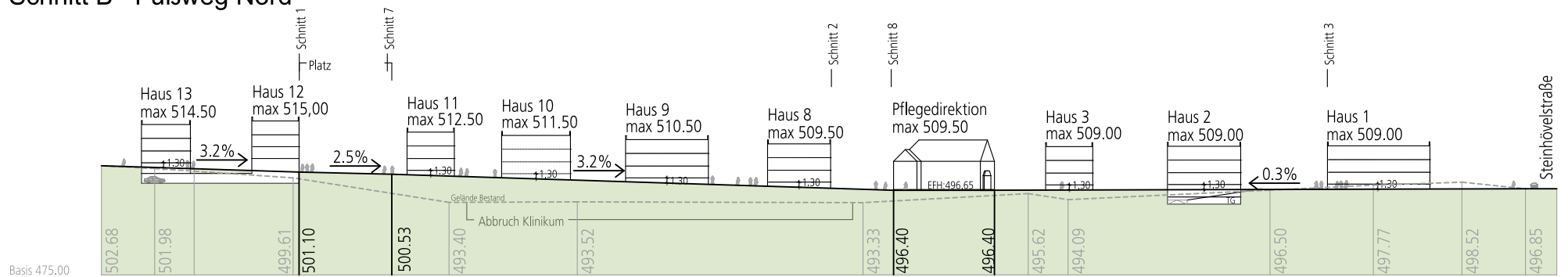
Schnitte 1 bis 9 Wohnquartier ehem. Klinikum Safranberg

Baron Landschaftsarchitekt BDLA/SRL
 Schillerstraße 1/4 89077 Ulm
 18.09.2014
 10 m 20 m 30 m 40 m 50 m

Schnitt A Straße Nord




Schnitt B Fußweg Nord



Schnitte A und B Wohnquartier ehem. Klinikum Safranberg

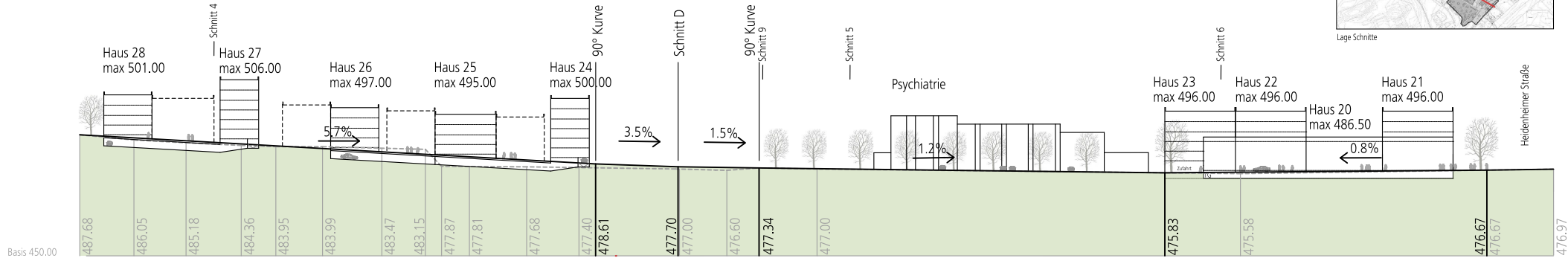
Baron Landschaftsarchitekt BDLA/SRL
 Schillerstraße 1/4 89077 Ulm
 18.09.2014



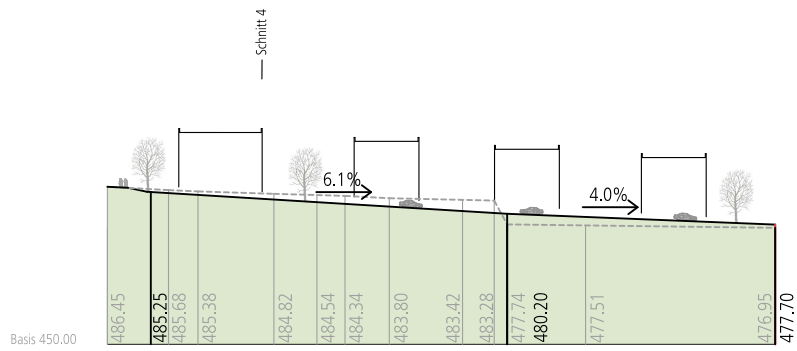
Schnitt C Leimgrubenweg und privater Fußweg



Lage Schnitte



Schnitt D Leimgrubenweg



Schnitte C und D Wohnquartier ehem. Klinikum Safranberg

Baron Landschaftsarchitekt BDLA/SRL
 Schillerstraße 1/4 89077 Ulm
 18.09.2014

